

LIBRIS

We know
books

B1

PRELIMINARY

FORMULA

FOR EXAM SUCCESS

EXAM TRAINER

without key

and **Interactive eBook**

Part 1 Multiple choice (short texts)

Practice task p7
Strategies and skills pp8–9
Time expressions p8
Understanding the main message pp8–9
The language of signs p9
Giving permission and giving orders p9
Exam task pp10–11

Part 2 Multiple matching

Practice task p12
Strategies and skills pp13–15
Understanding what someone wants, likes or needs p13
Matching words and ideas pp13–14
Identifying information that is not relevant pp14–15
Exam task pp16–17

Part 3 Multiple choice

Practice task p18
Strategies and skills pp19–21
Identifying attitude and opinion p19
Understanding global meaning p20
Reading for detailed comprehension p20
Identifying the writer's purpose p21
Exam task pp22–23

WRITING

Part 1 Email

Practice task p39
Strategies and skills pp40–42
Describing what you like, dislike, want and prefer p40
Responding to an invitation p40
Making suggestions p40
Giving reasons p40
Including relevant information p41
Organising your answer p41
Using appropriate language p42
Exam task p42

Part 2 Article

Practice task p43
Strategies and skills pp44–46
Getting the right style p44
Linking ideas pp44–45
Editing your work p45
Starting and ending an article pp45–46
Giving personal opinions and reasons p46
Including relevant information p46
Exam task p46

Part 2 Story

Practice task p47
Strategies and skills pp48–50
Ordering events in a story pp48–49
Using descriptive language p49
Planning a story p50
Ending your story p50
Adding a title p50
Exam task p50

LISTENING

Part 1 Multiple choice (pictures)

Practice task pp51–52
Strategies and skills pp53–55
Predicting what you will hear pp53–54
Listening for specific information p54
Understanding distraction p55
Exam task pp56–57

Part 2 Multiple choice

Practice task p58
Strategies and skills pp59–61
Identifying a speaker's attitude pp59–60
Listening for agreement or disagreement p60
Identifying a speaker's feelings p61
Understanding functions/purpose p61
Exam task pp62–63

Part 3 Sentence completion

Practice task p64
Strategies and skills pp65–66
Listening for figures p65
Listening for spelling p65
Identifying the kind of information you need p65
Identifying incorrect answers pp65–66
Checking grammar p66
Exam task p67

SPEAKING

Part 1 Introduction

Practice task p72
Strategies and skills pp73–74
Answering questions p73
Giving reasons p73
Adding information to your answer pp73–74
Using interesting language p74
Asking the examiner to repeat p74
Exam task p74

Part 2 Individual long turn (photo)

Practice task p75
Strategies and skills pp76–80
Speaking fluently pp76–78
Linking ideas p79
What to describe/giving a description p80
Exam task p81

Part 3 Collaborative task

Practice task p82
Strategies and skills pp83–84
Making suggestions and recommendations p83
Asking for opinions p83
Agreeing and disagreeing p84
Discussing and making a decision p84
Exam task p85

B1 PRELIMINARY PRACTICE EXAM

Reading

Part 1 Multiple choice (short texts) pp88–89
Part 2 Multiple matching pp90–91
Part 3 Multiple choice pp92–93
Part 4 Gapped text pp94–95
Part 5 Multiple-choice cloze p96
Part 6 Open cloze p97

Writing

Part 1 Email p98
Part 2 Article or Story p99

Listening

Part 1 Multiple choice (pictures) pp100–101
Part 2 Multiple choice pp102–103
Part 3 Sentence completion p104
Part 4 Multiple choice p105

Part 4 Gapped text

Practice task p24

Strategies and skills pp25–27

Pronoun references p25

General points and supporting information pp26–27

Checking text coherence p27

Exam task pp28–29

Part 5 Multiple-choice cloze

Practice task p30

Strategies and skills pp31–33

Verb phrases p31

Prepositional phrases p31

Verbs related to clothes and other verb collocations pp32–33

Easily confused words p33

Phrasal verbs p33

Exam task p34

Part 6 Open cloze

Practice task p35

Strategies and skills pp36–37

Relative clauses p36

Articles and quantifiers p36

Comparing pp36–37

Future forms p37

Linking words and expressions p37

Exam task p38

Part 4 Multiple choice

Practice task p68

Strategies and skills pp69–70

Listening for opinions p69

Identifying reasons p69

Identifying the main idea p69

Recognising distractors p70

Exam task p71

Part 4 Discussion

Practice task p86

Strategies and skills p87

Describing opinions, likes and dislikes p87

Giving examples and personal experiences p87

Giving reasons p87

Exam task p87

Speaking

Part 1 Introduction p106

Part 2 Individual long turn pp107–108

Part 3 Collaborative task p109

Part 4 Discussion p110

- In Reading Part 1, you read five short texts on different topics. These texts are taken from real-world situations, including signs, notices, messages, emails and so on.
- You identify the meaning of the text.
- Each question has three multiple-choice options (A, B and C) for you to choose from.
- You choose the option that is most similar in meaning to the text.

Practice task

1 For each question, choose the correct answer.

1

No noise between 11 p.m. and 7 a.m. Please come and go quietly during this time so you don't annoy other people.

- A Be quiet if you are moving about late at night.
- B You can't come in after 11 p.m.
- C Don't make a noise after 7 in the morning.

2

Bicycle for sale. One owner, hardly used, only £200. Also two helmets, prices to be discussed.

- A The bicycle and helmets cost £200.
- B The bicycle can be bought without the helmets.
- C The bicycle has been used a lot so is cheap.

3

Al, I've ordered a new computer game from the shop in town. I've already paid for it, so could you pick it up when you're there tomorrow?

Jan

- A Jan wants Al to go to town the next day to order a computer game.
- B Jan wants to give some money to Al to buy a computer game.
- C Jan wants Al to collect a computer game the next day.

4

A scarf was left in the lecture hall and is now at reception. If you've lost one, please come to collect it.

- A Go to reception if you've found a scarf anywhere.
- B There's a scarf missing from the lecture hall.
- C Anyone looking for a scarf should go to reception.

How did you do?

2 Check your answers.

3 Look at Ex 1 question 1. Answer the questions below.

- What is it?
A an advertisement B a notice C an email
- Where might you see it?
A a library B a block of flats C a swimming pool
- Look at option A.
A Does it mention 11 p.m.?
B Does it mention being able to come in or go out at night?
- Look at option B.
A Does it mention people who live there?
B Does it mention residents making a noise themselves?
- Look at option C.
A Does it ask you to be quiet?
B Does it mention night time?

4 Look at Ex 1 question 2. Answer the questions below.

- What is it?
A a text B an advertisement C an email
- Where might you see it?
A a newspaper B a computer C a mobile phone
- Look at option A.
A Does it mention how much the bicycle cost originally?
B Does it mention how to buy the bicycle?
- Look at option B.
A Does it mention the cost of the bicycle itself?
B Does it mention that you can buy the bicycle and helmets separately?
- Look at option C.
A Does it say that the bicycle was ridden a lot?
B Does it say the bicycle is cheap?

5 Look at Ex 1 question 3. Answer the questions below.

- A Who wrote the text message?
B Who received the text message?
- A Who ordered the computer game?
B Who is going into town?

6 Look at Ex 1 question 4. Are the statements below true or false?

- The scarf has been lost.
- The scarf is now in the lecture hall.
- The scarf is now at reception.
- We know who the scarf belongs to.
- The owner of the scarf needs to go to reception.

Strategies and skills

Time expressions

TIP: Signs and short messages often mention specific times or periods of time. It's important to understand time expressions in order to understand the meaning correctly.

1 Which option (A or B) has the same meaning as the original sentence?

- 1 The lesson will continue until 3 p.m.
 A The lesson will finish at 3 p.m.
 B The lesson will finish before 3 p.m.
- 2 Don't enter the room until you see a green light.
 A You can enter the room after you see a green light.
 B You can enter the room before there is a green light.
- 3 You should arrive by 5 p.m. at the latest.
 A You can arrive after 5 p.m.
 B You can arrive any time up to 5 p.m.
- 4 The shop is open between 9 a.m. and 5 p.m. every day.
 A The shop closes at 5 p.m.
 B The shop opens before 9 a.m.
- 5 The bus is due to arrive in ten minutes.
 A The bus won't arrive after ten minutes.
 B The bus will not arrive until ten minutes have passed.
- 6 You must not use phones during the performance.
 A You can use phones when the performance is happening.
 B You can use phones before and after the performance.

2 Complete the sentences with the time expressions in the box.

at the latest before between by due during
 earliest in advance until while

- 1 The surgery is open _____ 8 a.m. and 5 p.m.
- 2 Tickets will go on sale on 1st March at the _____.
- 3 Your final payment for the holiday is _____ to be paid on 20th May.
- 4 Wait _____ your name is called before approaching the reception area.
- 5 Taking photographs _____ the performance is strictly forbidden.
- 6 Switch off all mobile phones _____ the concert is in progress.
- 7 Please return all application forms by Friday _____ to enter the competition.
- 8 You can buy tickets _____ online.
- 9 The cinema will open 30 minutes _____ the film starts.
- 10 The show will be finished _____ 10 p.m.

SPEAKING BOOST

Discuss or answer.

- 1 Think about a typical weekday or weekend for you. What things do you do at certain times of the day?
- 2 Imagine your ideal holiday. Say what you do in the mornings, afternoons and evenings.

Understanding the main message

TIP: Think about what the purpose and main message of each text is and where you might see it. This helps you to use the context when you think about the meaning.

3 For each statement, choose the correct ending.

- 1 A sign
 A gives personal information to a friend.
 B gives information to the public in a public place.
- 2 An advertisement
 A tells people about a product they can buy.
 B tells people what they can and can't do.
- 3 An instruction
 A tells people what to do or how to do it.
 B describes something that is happening.
- 4 A notice
 A explains a product and says how much it costs.
 B is often temporary and gives specific information about a situation.
- 5 A personal message
 A is usually written in informal language from one person to another.
 B is the same as a formal letter to a company.

4 Choose the correct context for each sentence.

- 1 Please keep off the grass. **sign / advertisement**
- 2 Complete the form using black ink. **instruction / email**
- 3 Please close the door quietly after leaving the building. **notice / text message**
- 4 Take one tablet a day with food. **text message / instruction from doctor**
- 5 I'll be late tonight so go ahead and have dinner without me. **notice / personal message**
- 6 Ball games are not allowed in the park. **advertisement / sign**
- 7 All bread is on special offer this week - only £1 from Jones the Baker! **instruction / advertisement**
- 8 Everyone must report to the reception desk on the ground floor on arrival. **email / sign**



5 Match the personal messages with the functions in the box.

- complaining about something
 describing something explaining something
 giving an instruction giving an invitation
 making an offer making a request
 recommending something
 reminding someone of something
 suggesting something

- Hi! Could you put the milk in the fridge when you get home, please? I forgot to do it.
- You must arrive before 6 p.m., as the doors close at 6.15 p.m.
- I'm sorry but I'll be late tonight because the train was cancelled.
- I can collect the book from the library if you like - I'm going past there this afternoon.
- Don't forget to buy the bread on your way home.
- Why don't you come round on Sunday? We can have lunch together.
- The shirt I bought Peter for his birthday was blue with small yellow stripes.
- I went shopping yesterday but the traffic was terrible!
- We haven't decided what to do tomorrow - why don't we play tennis?
- That was such a great film - I think you should definitely see it. You'll love it!

6 What is the function of each sign? Choose A or B.

- Please enter using the right-hand door.
 A explaining how to use the right-hand door
 B asking you to use the right-hand door
- Do not ride bikes on the pavement.
 A telling you where you are not allowed to ride bikes
 B suggesting where you can ride bikes
- The 35 bus has been cancelled.
 A complaining about the bus service
 B giving information about the bus service
- Please pay for your food when you order it.
 A describing how you pay for your food
 B giving an instruction about paying for your food
- Don't go to the departure gate until your flight is announced.
 A asking you to go to the departure gate now
 B reminding you not to go to the departure gate too early
- Turn off all mobile phones during the performance.
 A instructing you to turn off your phone
 B suggesting when you can use your phone

The language of signs

TIP: When you read signs, they may have some words missing but you can still work out their meaning.

Signs are often expressed in the shortest way possible, so they leave out words such as articles or verbs.

7 Replace the words left out from the signs below using the words and phrases in the box. There may be more than one possible answer.

a are has been is is to be used the there are will

- Please don't block entrance.

- Cars parked here without permit will be removed.

- This recycling bin for paper only.

- The 4.30 train delayed by 30 minutes by a signal failure.

- Orders received by next Friday get a 10 percent discount.

- The library now closed until Wednesday morning.

- Temporary speed limits in place for 3 kilometres.

- All cakes now on sale at reduced prices.



Giving permission and giving orders


8 Complete the sentences with the words in the box.

allowed available can have
 must not provided unless

- You _____ to show an ID card if you want to get a discount.
- Tickets are _____ online or at the box office.
- You _____ only use cameras in selected parts of the museum.
- Cycling is only _____ on the marked paths.
- Please put all litter in the bins _____ near the exit.
- Cameras _____ not be used in the theatre.
- Ball games are _____ allowed anywhere in the park.
- You can't use the sports centre _____ you are a member.

For each question, choose the correct answer.

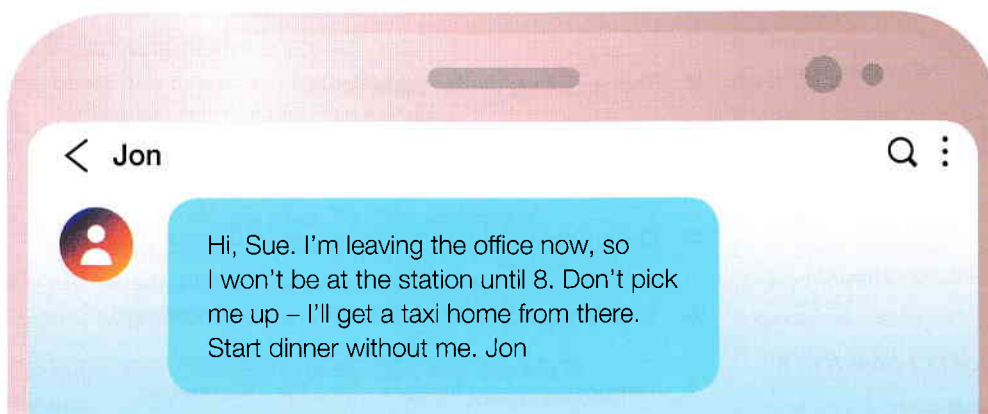
1



Free parking from 6 p.m. to 8 a.m., and on Sundays. At all other times, buy a ticket at the machine or text 00885.

- A You can only park when you buy a ticket.
- B It's not necessary to buy a ticket every day.
- C There is only one way to buy a ticket.

2



Jon wants Sue to


- A begin eating before he gets home.
- B meet him at the office after 8.
- C come to collect him from the station.

3

Meeting tonight has been cancelled due to snow and ice. Next meeting is not until Monday 15th. All members welcome then.

- A The next meeting will take place sometime before Monday 15th.
- B All members have to attend the next meeting unless it snows.
- C The weather is too bad for tonight's meeting to take place.

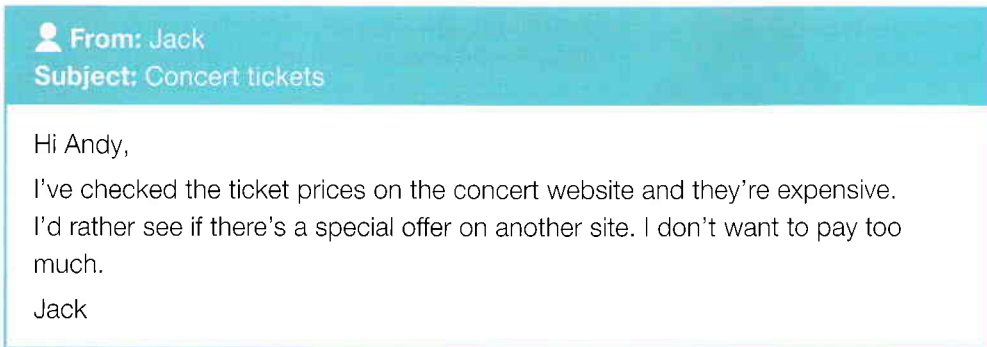
4



Pay for **James Wilson's** latest book in-store or online to get it as soon as it's published. Other books half price.

- A You can buy all new books at a discount.
- B You can order the new book now.
- C You can only buy the new book online.

5



From: Jack
Subject: Concert tickets

Hi Andy,
 I've checked the ticket prices on the concert website and they're expensive. I'd rather see if there's a special offer on another site. I don't want to pay too much.
 Jack

- A Jack is hoping that the tickets will be cheaper elsewhere.
- B Jack is suggesting that he will have to pay a lot for the tickets.
- C Jack is asking Andy to buy tickets for him for the concert.

- In Reading Part 2, there are eight short texts. These texts are all on the same topic and have similar information and ideas.
- Some examples of the topics for the short texts might be holidays, courses, reviews of films and so on.
- You are given information about five different people who are all interested in the topics of the eight short texts.
- You match the information given in the texts with the appropriate person. There are three texts that don't match any of the people.
- There is one mark for each correct answer.

TEST

Practice task

- 1 For each question, choose the correct answer.

The people below want to visit a place near the sea.
There are descriptions of five places near the sea.
Decide which place would be most suitable for the people below.

- 1 Crista is keen on photography and would like to take photographs of wildlife. She loves walking by the sea, and hopes to find cheap accommodation with sea views.



- 2 Francesco is planning to swim in the sea and stay in a hotel on cliffs overlooking the ocean. He's also interested in finding out about how the town developed in the past.



A Freshwater

If you're looking for water sports, this is the perfect place, and it's perfectly safe for all ages. There are other sports available, too, including tennis and badminton. There's live entertainment in the local theatre every night and an excellent museum for anyone interested in history. Our good-quality hotels provide luxury and the opportunity to relax.

B Marineville

The water here is perfect for swimmers, so why not improve your diving skills with our experienced instructors? Our hotels have high standards, but are not expensive, and they're situated on the cliffs with fantastic sea views. There's a fireworks display on the beach once a month, too. For historians, information on the area can be found in the museum.

C Stevton

This is the place to come if you're a keen photographer of landscapes as the views of the mountains behind the town are amazing. Why not stay in a hostel up there for a change? You can walk or cycle and enjoy the fresh air. For a special meal, try one of the mountain restaurants with amazing beef dishes.

D Oldquay

Visitors love the views of birds from the cliffs, and if you're lucky, you can see dolphins, too. Make sure you have your camera so you can take that special picture of them. There are marked paths for walking or cycling. Anyone wanting to save money can stay on the campsite overlooking the sea and enjoy a barbecue. Why not have a swim, too?

How did you do?

- 2 Check your answers.
- 3 Look at the highlighted parts in the text about Oldquay in Ex 1. Match these with one of the two people. Check the answer.
- 4 Look at the description of Francesco in Ex 1. Tick the three things he wants.
- swimming
 - a hotel with a sea view
 - fish restaurants
 - local history
 - evening concerts
- 5 Underline the relevant parts of the text about Marineville that match the things Francesco wants.